


How to Catch a Witch ACTIVITY KIT

From the *New York Times* bestselling series by Alice Walstead and Andy Welkerton



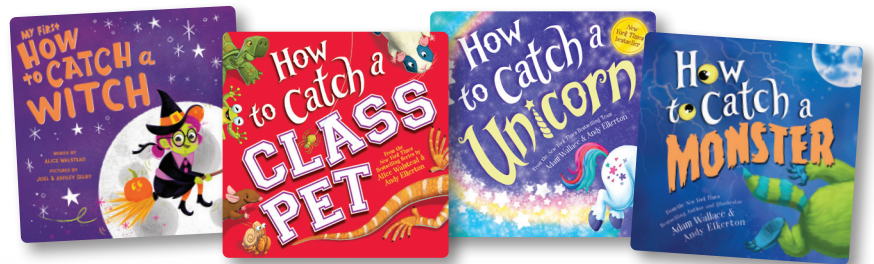
You've been waiting all year long to trick-or-treat with friends. But wait—a witch is on the loose! We'll catch her before night's end!

From the *New York Times* and *USA Today* bestselling *How to Catch* series—do YOU have what it takes to snatch a Halloween witch?

It's Halloween night, and something doesn't seem quite right... when the *How to Catch* Club Kids head out to trick-or-treat, there are ghosts, goblins, and ghouls everywhere! Our heroes discover that a witch on a broom opened a magical portal, releasing spooky creatures all over the neighborhood.

Follow along in this **FRIGHTFULLY** fun story as they set zany traps for the witch. Do YOU have what it takes to close the portal and save Halloween before all the candy is gone?

Other *How to Catch* favorites:



Find more free downloadable resources at sourcebooks.com/library



sourcebooks
kids



@SourcebooksKids



Witchy Word Search

P	R	C	F	O	R	T	A	E	R	T	N	N	H
H	C	T	R	I	C	K	G	I	R	I	M	W	O
A	R	A	R	A	E	P	T	H	F	I	L	T	L
L	O	T	I	A	C	W	C	R	O	I	C	A	I
L	L	T	C	A	E	I	F	R	A	S	O	A	D
O	Y	T	C	I	P	T	Z	R	R	P	T	C	A
W	E	D	H	R	H	C	P	O	I	E	O	T	Y
E	G	K	N	A	P	H	V	A	M	G	T	H	A
E	H	C	S	A	Y	C	T	A	E	B	H	R	Y
N	E	M	R	M	C	O	A	R	M	A	I	T	A
L	A	T	E	L	O	F	R	T	L	P	I	E	C
M	Y	E	I	O	H	I	A	R	A	A	I	H	A
C	L	C	H	O	C	O	L	A	T	E	B	R	R
U	T	W	C	U	C	O	S	T	U	M	E	C	E

WORDS

Witch
Halloween
Candy

Chocolate
Trap
Trick
Holiday

Treat
Ghost
Zombie
Party

Vampire
Fright
Costume




DID YOU KNOW?

Halloween originated 2000 years ago as an ancient Celtic festival! Irish immigrants brought the holiday to North America in the 1800s.





Word Search Answer Key






Color a Halloween Mask

Color in the masks below. Cut them out carefully with scissors, then glue or tape them to the bands on page 7 to create your very own Halloween mask!









Cut out these strips to form the bands of your Halloween mask!


Eight horizontal rectangular strips, each with a dashed border for cutting, arranged vertically.





Halloween Maze

Oh no! The How to Catch Club Kids have gotten lost trick-or-treating in the dark. Can you help them find the candy while avoiding the monsters?



DID YOU KNOW?

Children used to receive fruits, nuts, cake, and small toys on Halloween! It wasn't until the 1950s that candy became a symbol of the holiday.





Spook-tastic Recipes

Throw a Halloween party and entertain your friends with these
TERRIFYINGLY good snacks!

Bubbly Witch's Brew Punch

Ingredients:

- 1 quart lime sherbet
- 2 liter bottle ginger ale, chilled
- 46 oz can unsweetened pineapple juice, chilled
- ¼ cup lime juice, freshly squeezed
- Optional: 3 drops of green food coloring

Instructions:

1. Pour ginger ale, pineapple juice, food coloring (if using) and fresh lime juice together in a large punch bowl.
2. Add sherbet and stir to mix.

Salty-Sweet Witches' Brooms

Ingredients:

- 1 package pretzel sticks
- 1 package green licorice (cut into 1-in. lengths)
- 1 package black licorice (cut into 1-in. lengths)

Instructions:

1. Arrange the green licorice around the end of 1 pretzel stick to form broom bristles.
2. Using the black licorice, tie the green licorice "bristles" to the end of the pretzel stick.
3. Repeat with remaining ingredients.

