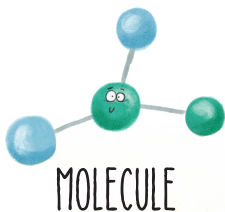



# THERE WAS A BLACK HOLE THAT SWALLOWED THE UNIVERSE Activity Kit

## Dinner Time!

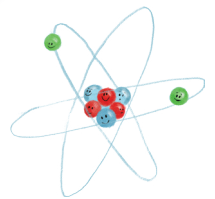
In what order will the black hole swallow these things?  
(Draw a line from the number to each picture, largest to smallest).



MOLECULE




GALAXY



ATOM




STAR



PLANET




NEUTRON



CELL








## Make your own moon sand!


### What You'll Need:

- 4 cups of play sand
- 2 cups of corn starch
- 1 cup of water
- 2 tbsp colored powder paint
- Lots of Glitter!

Instructions: Combine the sand and corn starch in a large bowl. Then, pour in the water bit by bit, mixing it in as you go. It should have a crumbly pastry mix consistency and hold together when forming a ball. Next, add your colors and glitter! Enjoy your homemade moon sand!








# THERE WAS A BLACK HOLE THAT SWALLOWED THE UNIVERSE

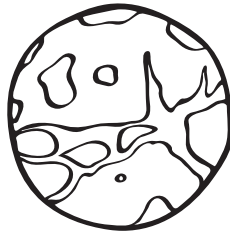
## Activity Kit

### Color!


Color in the planets of our solar system!



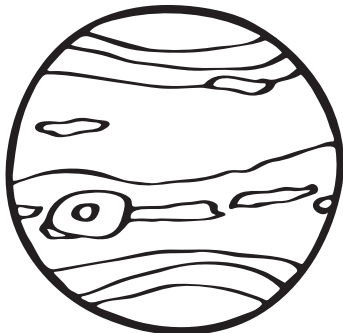
URANUS



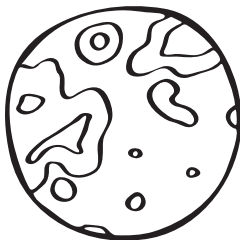
MERCURY



SUN




NEPTUNE




MARS




EARTH



VENUS




SATURN



JUPITER





# THERE WAS A BLACK HOLE THAT SWALLOWED THE UNIVERSE Activity Kit


Search for the Words Listed Below!

Y	F	H	T	N	N	Z	M	Q	I	Z	G	W	P	J
S	P	A	C	E	C	N	M	Z	N	P	J	Z	S	Z
R	T	V	M	U	U	G	H	Z	F	L	M	V	C	O
J	D	W	Q	T	G	B	V	L	B	A	Z	P	Q	K
G	S	T	A	R	N	A	G	O	P	N	M	P	B	M
A	R	O	J	O	W	T	M	O	L	E	C	U	L	E
L	X	P	X	N	M	O	E	Z	H	T	O	M	A	W
A	Z	Z	C	Y	L	M	C	A	L	E	N	G	C	L
X	Z	C	M	Z	Y	M	Q	U	A	R	K	B	K	R
Y	J	E	A	O	P	I	R	R	T	A	K	D	H	P
Y	I	L	C	U	N	I	V	E	R	S	E	P	O	H
N	Z	L	V	P	Q	A	S	B	O	W	B	R	L	V
F	L	J	K	E	U	U	U	M	D	J	P	W	E	N
G	A	M	W	L	H	E	Z	A	K	L	H	L	E	R
P	S	I	K	O	Q	A	S	N	C	L	V	I	P	N

Galaxy  
Planet  
Star  
Universe  
Cell  
Molecule

Atom  
Neutron  
Quark  
Black Hole  
Space





# THERE WAS A BLACK HOLE THAT SWALLOWED THE UNIVERSE


## Activity Kit

## Make your own Rocket Ship!

### What You'll Need:

- Paper towel or toilet paper tube
- Markers
- Tape
- Colored paper
- Aluminum foil

Instructions: Cut and tape a piece of colored paper to cover the tube. Cut out a circle of paper and then cut a slit into the middle. Roll this piece of paper into a cone shape and tape it closed. Tape it to your tube. Cut three triangles of paper and tape them to the bottom of the tube. Color and add as much aluminum foil as you want! Let your rocket fly!







# THERE WAS A BLACK HOLE THAT SWALLOWED THE UNIVERSE

## Activity Kit

### Maze!

Draw the black hole to the star to devour!

